File Edit View Tools Help

Organize Include in library Share with Burn New folder

Favorites
Desktop
Downloads
Recent Places

Libraries
Documents
Music
Pictures
Videos

Homegroup

Computer
Local Disk (C:)
Local Disk (D:)
Local Disk (E:)
System Reserved (F:)
Local Disk (G:)
Local Disk (H:)
Local Disk (I:)

Network

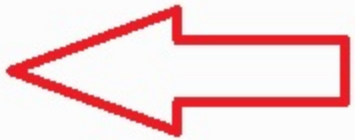

فایل دانلود را نصب کنید.

- ابتدا هرگونه آنتی ویروس که روی سیستم خود دارید را پاک نمایید.

با قرار دادن دی وی دی درون دستگاه یا با کلیک کردن بر روی فایل دانلود شده از سایت اتوران نرم افزار اجرا می شود.

توجه داشته باشید که در تمام مراحل سیستم شما باید به اینترنت وصل باشد.

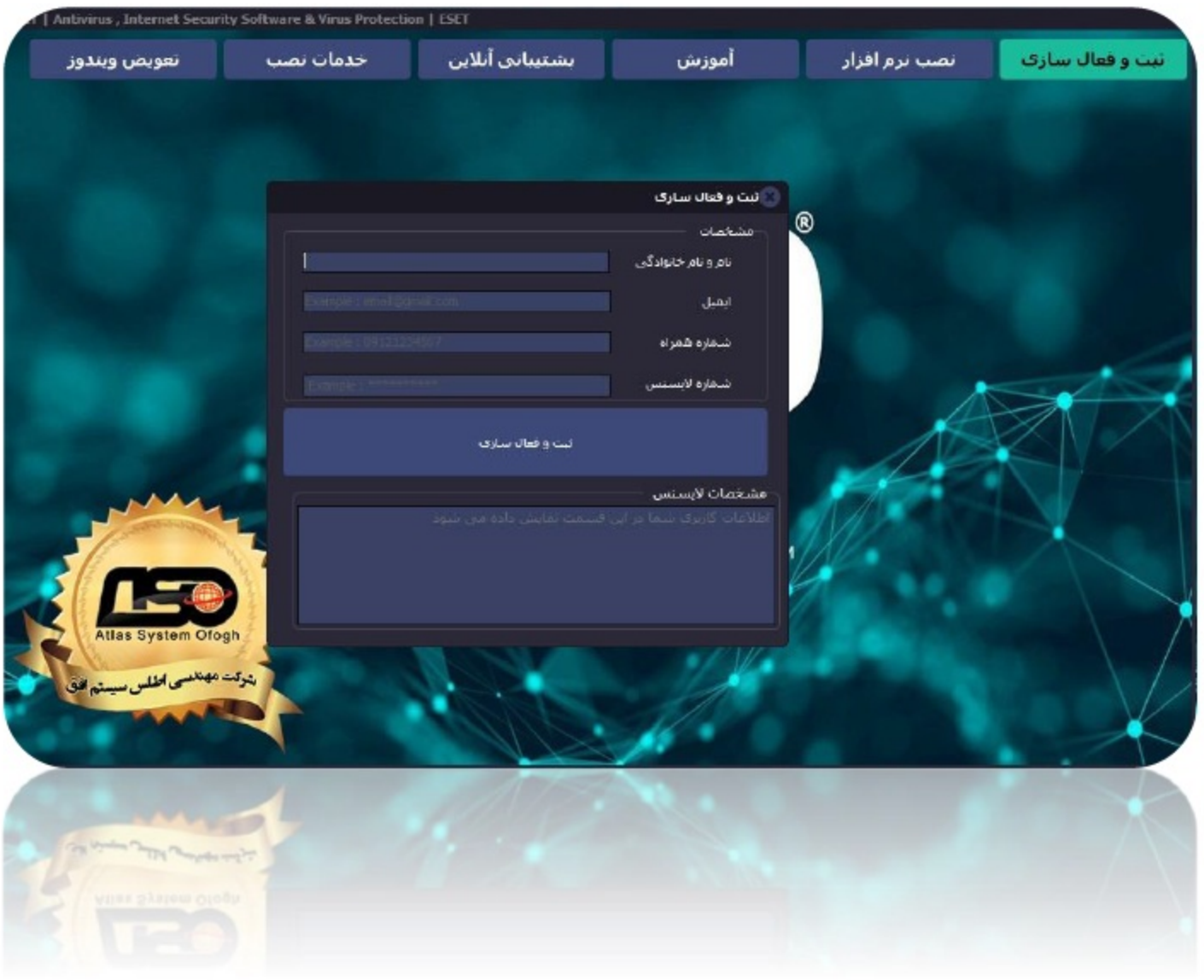

- با انتخاب گزینه ثبت و فعالسازی در این قسمت اطلاعات خواسته شده و شماره لایسنسی که بر روی کارت درون جعبه یا خریداری شده از سایت را وارد کرده و بر روی گزینه ثبت و فعالسازی کلیک نمایید.

- در صورتی که ثبت لایسنس شما با موفقیت انجام شود در قسمت مشخصات لایسنس نام کاربری وکلمه عبور شما جهت ثبت در آنتی ویروس تولید می شود .همزمان یک فایل متنی که شامل اطلاعات نام کاربری،کلمه عبور و تاریخ ثبت آنتی ویروس در فایلی به نام اطلاعات آنتی ویروس جهت استفاده های بعدی در درایو C ذخیره می شود.

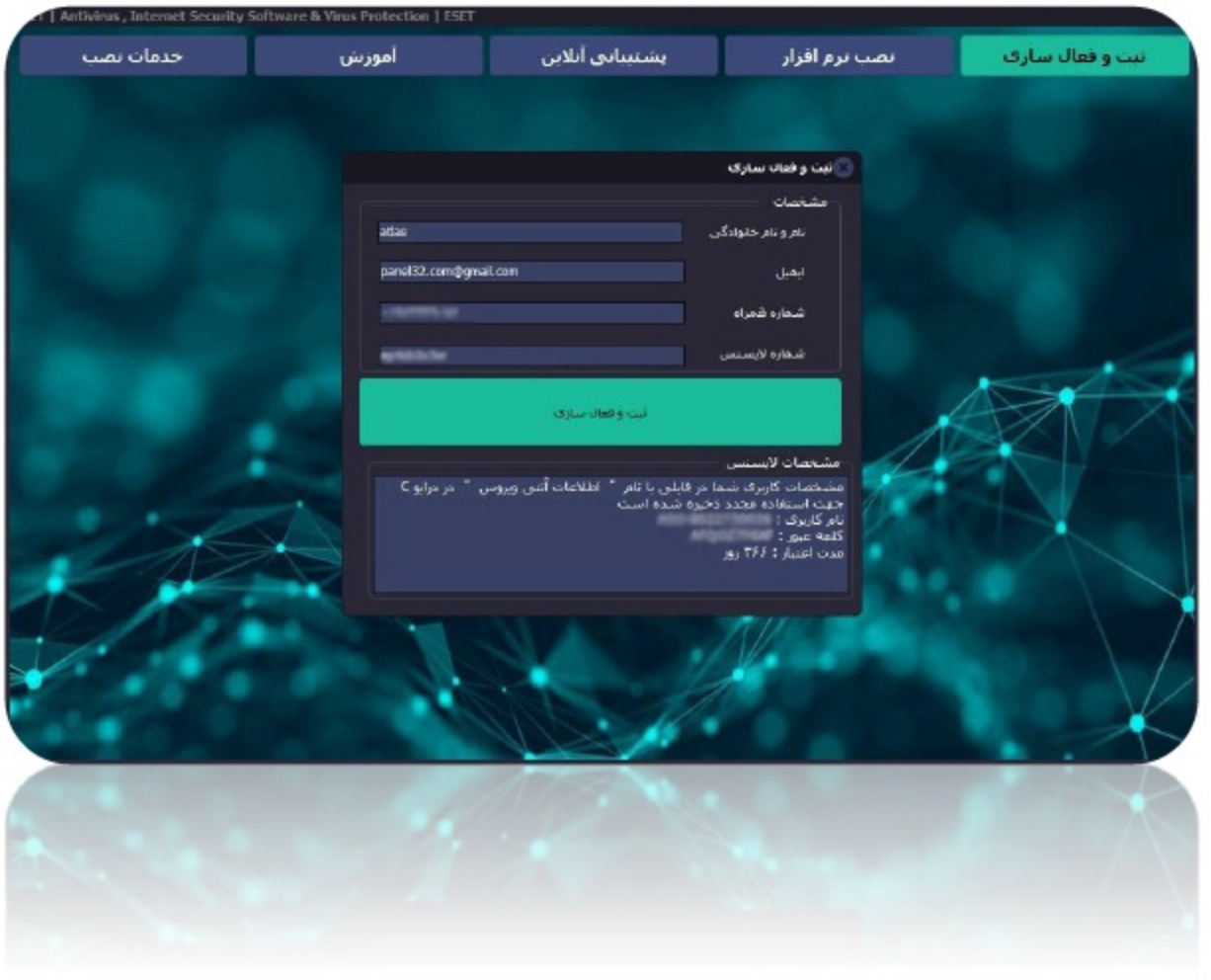

- بر روی گزینه نصب نرم افزار کلیک کرده و نام کاربری و کلمه عبور ایجاد شده را در قسمت های مورد نظر وارد کنید با انتخاب نوع محصول و نوع ورژن مورد نظر خود وکلیک بر روی گزینه ی نصب و فعال سازی مراحل نصب اغاز میشود.

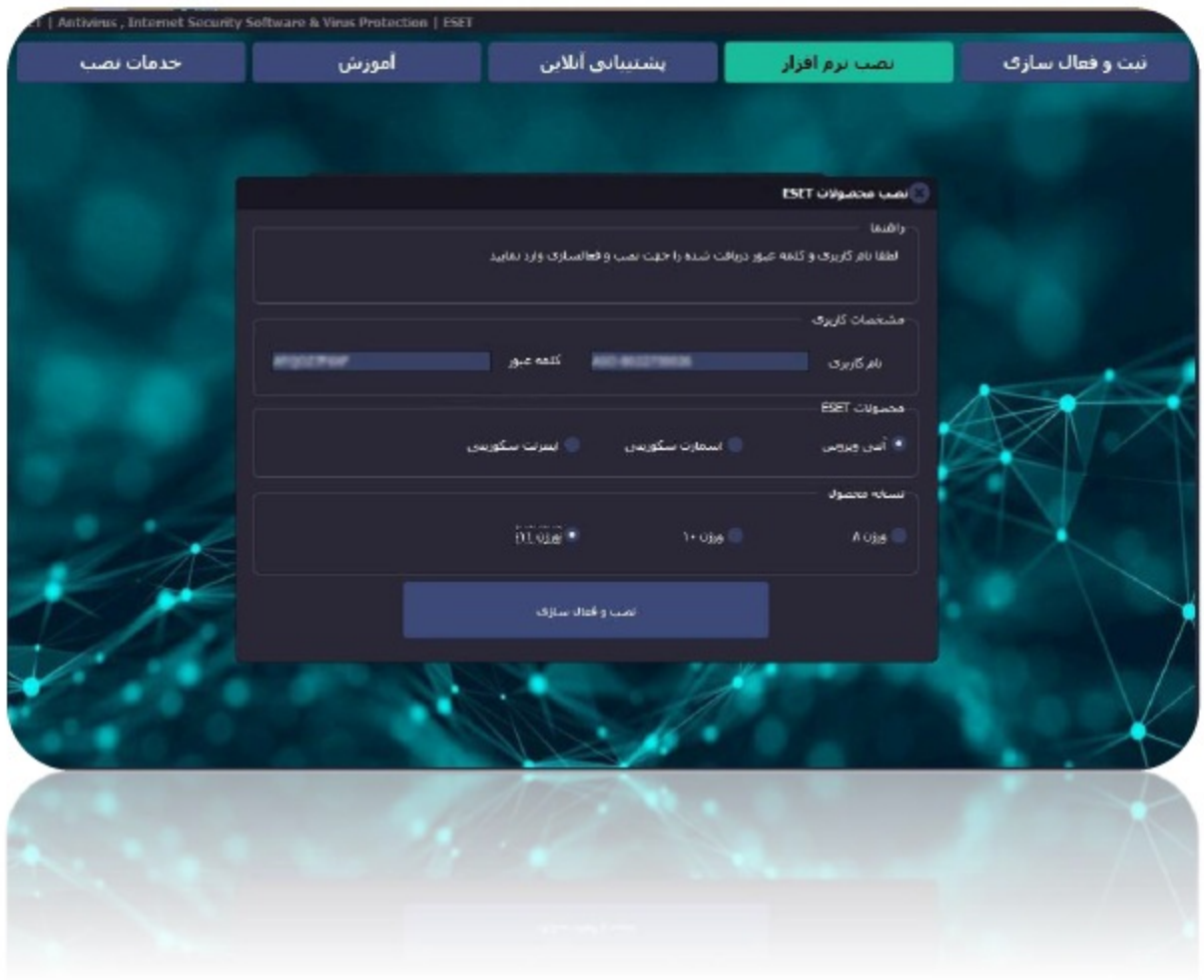

ESET SECURITY

Install ESET Security

Enjoy using your computer as you work, play and connect - protected by ESET.

15.0.18.0

Need help with installation?

Open installation instructions

Open user guide



Continue

English

ESET SECURITY

Log in to your ESET HOME account

Continue with Google

Continue with Apple

Scan QR code

ESET HOME

Email address

Password

I forgot my password

Log in

Skip login

Don't have an account? Create account

ESET SECURITY

Choose an activation option

Use a purchased License Key

Use a license you purchased online or in a store.

Use ESET HOME account

Log in to ESET HOME and choose a license to activate ESET product on your device.

Free trial

Test this product for FREE for a limited time. You only need an email address.

Purchase license

Please contact your reseller to buy a license. If you aren't sure who your reseller is, please contact our support.

Skip activation

ESET SECURITY

Continue to installation

We will now install the following ESET product:

ESET Internet Security

Don't forget to activate the ESET product after you have finished the installation. **The product must be activated to protect your device.**



Continue Back

ESET SECURITY

There is power in numbers. Get the maximum level of protection.

ESET LiveGrid® feedback system allows us to collect statistics and information about suspicious objects, which we process automatically to create detection mechanisms in our cloud system. We then immediately apply these to ensure that our customers have the maximum level of protection.

- (•) Enable ESET LiveGrid® feedback system (recommended)
- ( ) Disable ESET LiveGrid® feedback system

Detection of Potentially Unwanted Applications

ESET can detect potentially unwanted applications and ask for confirmation before they install. Potentially unwanted applications might not pose security risk but they can affect computer's performance, speed and reliability, or cause changes in behavior. They usually require user's consent before installation.

- (•) Enable detection of potentially unwanted applications
- ( ) Disable detection of potentially unwanted applications

Continue

Change installation folder

ESET SECURITY

Participate in Customer Experience Improvement Program

We would like to collect anonymous information about how this product is used. The collected data will help us improve the experience for you and will never be shared with third parties. What information do we collect?

- (•) Yes, I want to participate in the program (recommended)
- ( ) No, I don't want to participate in the program

Continue | Back | Change installation folder

ESET SECURITY

The installation folder must be empty

To continue installing, the existing folder will be deleted:

C:\ProgramData\ESET\ESET Security

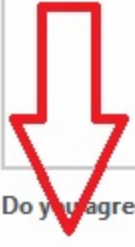

Do you agree to delete the folders and continue installing?

Install Close